

Cut

Staple

Play

My name is



.....



Illustration of a brown frog with three speckles on its back, the number 3, and a blue circular pattern of three speckles.

Illustration of a green frog with two speckles on its back, the number 2, and a blue circular pattern of two speckles.

Illustration of a blue frog with one speckle on its back, the number 1, and a blue circular pattern of one speckle.




## Instructions

Act out the song, “Five Little Speckled Frogs” with this easy-to-make craft. You’ll need a cardboard paper towel roll, scissors, and a stapler.

- 1 Step 1:** Cut out the the strips on the dotted line.



- 2 Step 2:** Wrap a frog strip around the cardboard tube and staple it on both sides. Repeat with the rest of the frogs.



- 3 Step 3:** Line up the frogs on top of the “log.” Sing along with the song. As each frog jumps into the pool, turn the paper to show the water.

